



HEALTH RISK ASSESSMENT OF OUACHITA PARISH, LOUISIANA 2022

Ouachita (OU)



Health Outcomes

Ouachita (OU) is ranked in the lower middle range of parishes in Louisiana (Lower 25%-50%)



Health Factors

Ouachita (OU) is ranked in the higher middle range of parishes in Louisiana (Higher 50%-75%)

Parish Demographics –

	Parish	State
Population	152,439	4,645,318
% below 18 years of age	24.5%	23.3%
% 65 and older	15.8%	16.4%
% Non-Hispanic Black	37.8%	32.4%
% American Indian & Alaska Native	0.3%	0.8%
% Asian	1.1%	1.9%
% Native Hawaiian/Other Pacific Islander	0.1%	0.1%
% Hispanic	2.3%	5.4%
% Non-Hispanic White	57.4%	58.1%
% not proficient in English	0%	1%
% Females	52.2%	51.3%
% Rural	24.2%	26.8%

Glenwood Regional Medical Center

A STEWARD FAMILY HOSPITAL



HEALTH RISK ASSESSMENT OF OUACHITA PARISH, LOUISIANA 2022

	Ouachita (OU) Parish	Trend	Error Margin	Top U.S. Performers	Louisiana
Health Outcomes					
Length of Life					
Premature death	11,400		10,800-12,000	5,600	10,200
Quality of Life					
Poor or fair health	25%		22-27%	15%	22%
Poor physical health days	4.8		4.5-5.1	3.4	4.6
Poor mental health days	5.6		5.3-5.9	4.0	5.6
Low birthweight	12%		12-13%	6%	11%
Additional Health Outcomes (not included in overall ranking) -					
COVID-19 age-adjusted mortality	155		137-174	43	118
Life expectancy	73.6		73.1-74.1	80.6	75.2
Premature age-adjusted mortality	540		520-560	290	490
Child mortality	90		80-110	40	70
Infant mortality	10		9-12	4	8
Frequent physical distress	16%		14-17%	10%	14%
Frequent mental distress	19%		17-20%	13%	19%
Diabetes prevalence	13%		12-14%	8%	11%
HIV prevalence	508			38	551



HEALTH RISK ASSESSMENT OF OUACHITA PARISH, LOUISIANA 2022






	Ouachita (OU) Parish	Trend	Error Margin	Top U.S. Performers	Louisiana
Health Factors					
Health Behaviors					
Adult smoking	23%		20-26%	15%	23%
Adult obesity	37%		36-38%	30%	36%
Food environment index	6.0			8.8	5.0
Physical inactivity	34%		32-37%	23%	32%
Access to exercise opportunities	69%			86%	72%
Excessive drinking	20%		19-21%	15%	22%
Alcohol-impaired driving deaths	25%		21-30%	10%	31%
Sexually transmitted infections	946.0			161.8	777.2
Teen births	<u>34</u>		32-36	11	30
Additional Health Behaviors (not included in overall ranking) –					
Food insecurity	17%			9%	16%
Limited access to healthy foods	15%			2%	11%
Drug overdose deaths	<u>20</u>		16-25	11	31
Motor vehicle crash deaths	<u>17</u>		15-20	9	17
Insufficient sleep	40%		39-42%	32%	38%

Glenwood Regional Medical Center

A STEWARD FAMILY HOSPITAL



HEALTH RISK ASSESSMENT OF OUACHITA PARISH, LOUISIANA 2022

	Ouachita (OU) Parish	Trend 	Error Margin	Top U.S. Performers 	Louisiana
Social & Economic Factors					
High school completion	88%		87-89%	94%	86%
Some college	55%		51-59%	74%	58%
Unemployment	7.4%			4.0%	8.3%
Children in poverty	<u>33%</u>		25-42%	9%	24%
Income inequality	5.9		5.4-6.4	3.7	5.4
Children in single-parent households	41%		37-44%	14%	35%
Social associations	12.5			18.1	9.5
Violent crime	1,378			63	541
Injury deaths	<u>96</u>		89-103	61	96